

# Aluminum Ladder/Ventilated Tray

## LEA63/VEA63 Series

**CSA Load Class:E**

Manufactured in Canada by Niedax CER

### LEA63/VEA63 STRAIGHT SECTION

#### General Information

**TRAY DESIGN:** Construction and markings are per the latest edition of CSA C22.2 No.126.

**TRAY GROUNDING CAPABILITY:** Classified as an equipment grounding conductor per N.E.C. 392.7 with a maximum 1600 ampere rating UL Cross Sectional area:2.09 in<sup>2</sup>

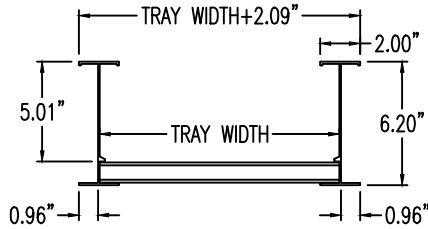
**CONNECTORS:** Supplied in pairs with hardware. Splice resistance is less than 0.00033 ohms. Standard hardware: 5/16" cadmium-plated with clear zinc topcoat. Stainless steel hardware is available upon request.

**Material:** Aluminum 6063-T6 Alloy

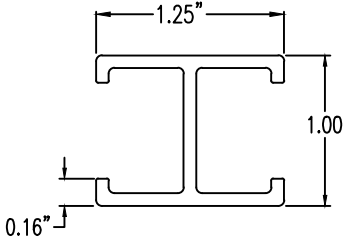
**Load Rating\*:** 200lbs/ft with supports at 10ft apart.

\*Load rating is based on simple beam tests per NEMA VE1 on 36" wide cable tray with rungs spaced on 12" centers. Cable trays will support, without collapse, concentrated load over and above published loads. Published load safety factor is 1.5.

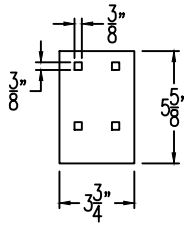
TRAY END VIEW



Siderail: 6.20"  
Load Depth: 5.01"



RUNG END VIEW

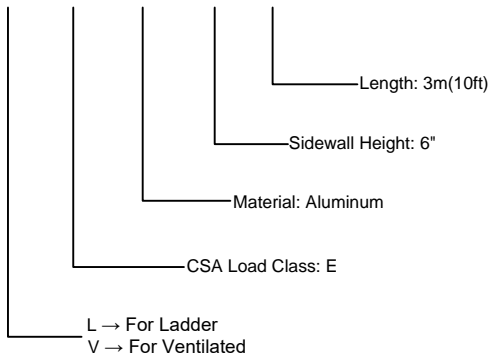


COUPLING

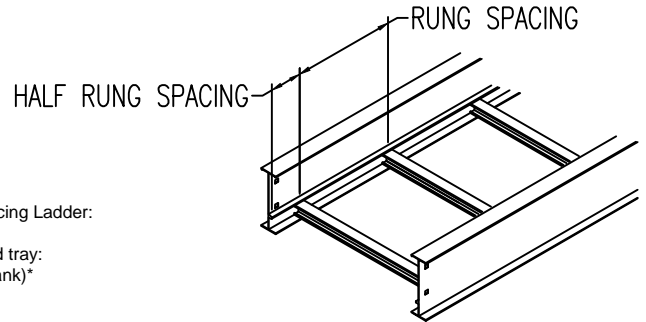


### ALUMINUM LADDER/VENTILATED TRAY ORDERING DATA EXAMPLE

## LEA63 - (Width) - (Rung)



Width:  
(6",12",18",24",36")  
or (custom)



Rung Spacing Ladder:  
(6",9",12")  
\*Ventilated tray:  
(Leave Blank)\*

**NOTES:**

\* CSA Ventilated tray has a rung spacing of 4" between rungs.

2799 Barton St E  
Hamilton, ON L8E 2J8  
Toll Free: 1 877.213.8045  
Phone:905.337.7522  
Cerinc.ca

